


Φ20 mm 830nm Coaxial Laser Module

Features

- APC (auto power control) IC inside
- Low current consumption of the APC circuit
- Surge current protection
- High quality lens for output beam



Absolute maximum ratings

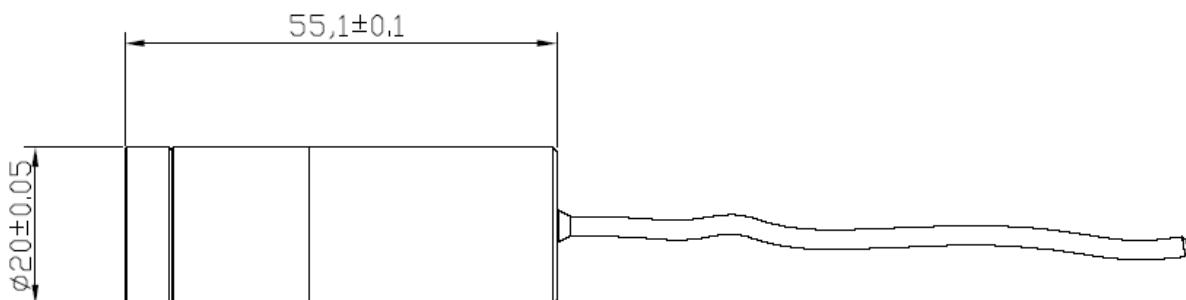
Parameter	Symbol	Rating	Unit
Power supply voltage	V _{cc}	6	V
Laser Module optical output power	P _o	<70	mW
Operation temperature	T _{opr}	-5~50	°C
Storage temperature	T _{stg}	-40~85	°C

Electrical and optical characteristics (T_c=25 °C)

Parameter	Symbol	Min.	Typ.	Max.	Unit	Conditions
Wavelength	λ	-	830	-	nm	P _o = 50mW
Operation current	I _{op}	-	180	200	mA	P _o = 50mW ; V _{cc} =3V
Optical output power	P _{out}	40	50	60	mW	V _{cc} =3V
Operation voltage	V _{op}	2.5	-	3.3	Volt	

* Sufficient heat dissipation is required for CW operation.

Outline dimensions (Units: mm)

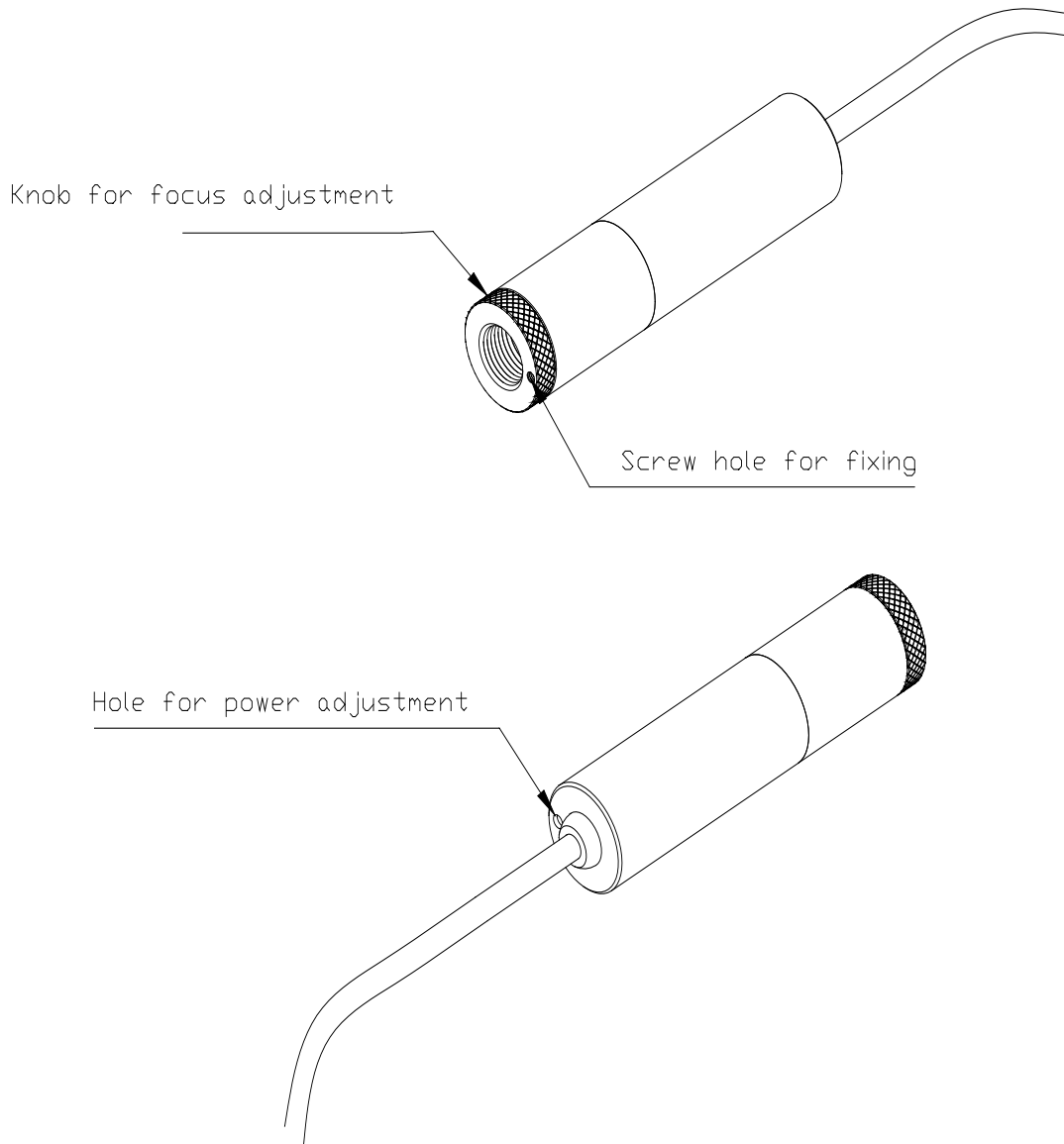


Red wire : V_{cc}

Black wire : GND

Φ20 mm 830nm Coaxial Laser Module

Instruction manual



• Precautions

- * Do not operate the device above maximum ratings. Doing so may cause unexpected and permanent damage to the device.
- * Take precautions to avoid electrostatic discharge and/or momentary power spikes. A change in the characteristics of the laser or premature failure may result.
- * Proper heat sinking of the device assures stability and lifetime. Always ensure that maximum operating temperatures are not exceeded.
- * Observing visible or invisible laser beams with the human eye directly, or indirectly, can cause permanent damage. Use a camera to observe the laser.
- * No laser device should be used in any application or situation where life or property is at risk in event of device failure.
- * Specifications are subject to change without notice. Ensure that you have the latest specification by contacting us prior to purchase or use of the product.

ARIMA LASERS CORP.

PHONE: 886-3-4699800 | FAX: 886-3-4699600

E-MAIL: Ldsales@arimalasers.com | www.arimalasers.com

For reference only. Contents above are subject to change without notice.

Arima
LASERS